

# International Association of Dental Traumatology

## IADT Newsletter Volume 20 – February 2022

### Contents:

1- Cancellation of  
IADT Congress in  
Lisbon in May 2022

2- Tributes in honor  
of Dr Jens  
Andreasen

3- Dr G Heithersay  
receives IADT's  
"Jens Andreasen  
Lifetime  
Achievement  
Award"

4- Reasons to join  
IADT

5- Results  
Fellowship Exam of  
October 2021

6- Trauma news  
from the World

7- IADT Guidelines

### Editorial from your IADT Newsletter Editor

Dear colleagues and friends,

Welcome to March 2022 and volume 20, issue 1 of the IADT Newsletter!

Our priority is to share the latest news and information from the world of Dental Trauma with each of you.

2020 and 2021 have been exceedingly challenging years in many ways. And even in 2022, the pandemic affected the return of our in-person meeting at the IADT World Congress in Dental Traumatology (WCDT) planned for May 2022, in Lisbon, Portugal. The unprecedented and rapid escalation of COVID-19 resulted in one of the most difficult decisions ever made by the IADT board of directors. Based on the advice of the congress organizers, the decision was made to change WCDT 2022 status from "postponed" to "cancelled". The congress was a joint venture among 3 partners the IADT, the ESE (European Society of Endodontology) and the PSE (Portuguese Society of Endodontology). The three organizations had been working hard for several years to offer participants a highly informative event with outstanding speakers and scientific program.

Even though the ravages of COVID-19 persist, other opportunities to exchange knowledge have accelerated. IADT is making every effort to develop innovative platforms to keep connected and united with colleagues.

Given the stress most of us have experienced during the pandemic, IADT encourages you to stay safe and to maintain the flame of our common and passionate interest in Dental Traumatology!

Sincerely yours,  
Geertje Van Gorp  
IADT Newsletter Editor

# 1- Cancellation of IADT World Congress in Dental Traumatology in Lisbon in May 2022

After careful consideration, the IADT, in conjunction with its organizing partners, the ESE European Society of Endodontology (ESE) and the Portuguese Society of Endodontology (PSE), had to make a difficult decision: that the WCDT Congress 2022, could not take place.

The onset of COVID-19 at the beginning of 2020 and its continuing disruption of events around the world necessitated two postponements of WCDT and finally the cancellation of WCDT 2022.



## NOTICE OF CANCELLATION

The emergence of the highly contagious Omicron variant and the global disruption it has caused has been significant to the congress organisation planned initially for 2020. After two postponements the organisation 21st World Congress on Dental Traumatology in Lisbon has suffered once again tremendously with the latest developments of the pandemic.

Having weighed all options the Conference Organising Committee, representing ESE, IADT and PSE, has reached the difficult decision to cancel the congress outright.

We sincerely apologise to all of you as we experience the devastating consequences of the ongoing COVID-19 pandemic on our meeting.

For more details on this announcement and refund arrangements please go to <https://wcdt2022.com/>

The Congress Organising Committee



Notification of the cancellation has been communicated to all attending members. Thank you for your trust and support to dental traumatology.

For more details regarding this announcement and refund arrangements please go to <https://wcdt2022.com/>

The IADT will continue to work tirelessly to provide high value educational offerings to its members. It is planning to provide didactic lectures and materials, targeted conferences, interactive lectures and panel discussions. By partnering with regional associations and using networking opportunities IADT is adapting to the new virtual environment.

Collegial support, kindness and friendship among colleagues are important, particularly during these challenging times. IADT will continue to evolve and adapt strategies to bring all IADT members together while providing valuable benefits.

## 2- Tributes in Honor Of Dr Jens Ove Andreasen

### Celebrations and Remembrances

It's been over a year since we said farewell to Jens Ove Andreasen, who is considered “the Father of Dental Traumatology”. His singular impact on the Dental Trauma World compels all of us to never forget him and the great body of trauma research he left to the dental trauma clinicians and researchers.

### IADT Tribute Lectures in Honor of Dr. Jens Ove Andreasen

In 2021, IADT released 3 Tribute Lectures online in honor of Jens Ove Andreasen to all its members. The summary of 3 of these lectures has already been shared in the October 2021 IADT Newsletter. You can now read the short reports of the remaining three lectures below.

-- The second special lecture from the **second installment** of the special lecture series in tribute to Jens Ove Andreasen was presented by **Paul Abbott** and released by IADT from July 1<sup>st</sup>-July 31<sup>st</sup>, 2021. Prof. Paul Abbott, Specialist Endodontist, Winthrop Professor of Clinical Dentistry at The University of Western Australia, talked about root fractures.

#### Root fractures: What I learned from Jens Andreasen – A Personal Perspective

*“It is so true that Jens Andreasen is the father of dental traumatology!*


*In 1994 I was fortunate that Jens wrote a personal message to me inside on the first page of the 3<sup>th</sup> Edition of the Textbook and Color Atlas of Traumatic Injuries to the Teeth, and for the most recent edition (2019) Jens invited me to contribute to one of the chapters.*

*He started the first publications on root fractures in 1967 and he studied root fractures for a long time with a significant contribution to the literature. Jens emphasized the long-term follow-up of Traumatic Dental Injuries because there is a need to know the long-term survival data.*

*His clear and detailed diagrams, with a good summary of factors that affect responses of the tissues to the fracture line following a root fracture, are so helpful in understanding the processes going on.*

*Jens was well known for thinking outside the box, coming up with ideas, and even at the end, he still was thinking about the patient who suffered from trauma. He was certainly an unique man and we should thank him!”*

M. Cvek, P.V. Abbott, L.K. Bakland, G.S. Heithersay  
**Management of Trauma-Related Pulp Disease  
 and Tooth Resorption**  
 Chapter 25 Pages 648 - 717



5<sup>th</sup> Edition - 2019

Vale Jens ... and Thank You for All You Have  
 Taught Us ... and for All You Have Done for  
 Dental Traumatology ... and for Our Patients



-- The **third installment** of the special lecture series in tribute was presented by Martin Trope and Mitsuhiro Tsukiboshi and released by IADT from August 1<sup>st</sup>-August 31<sup>st</sup>, 2021.

In his lecture, Prof. **Martin Trope**, Past President of IADT; Professor Emeritus, UNC Dept. of Endodontics; Clinical Professor, University of Pennsylvania, talked about avulsion.

Avulsion: Minimizing resorption complications – A Personal Perspective

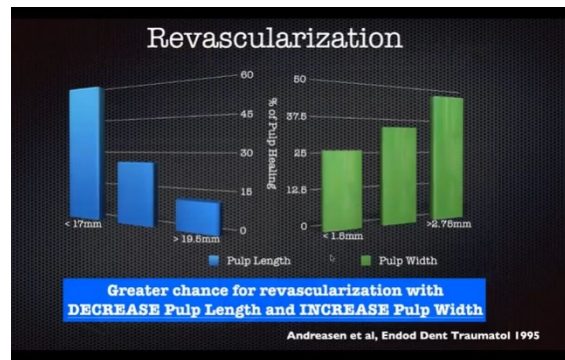
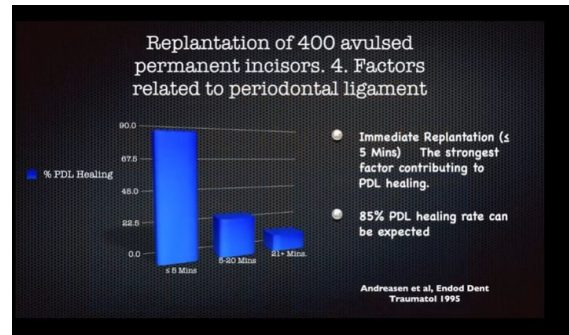
*“Avulsion is a fascinating injury with separation between tooth and socket. The periodontal ligament is “torn” in the middle with a good chance of successful healing if treated correctly. However, if left to dry or placed under incorrect conditions the results may be disastrous.*

*With this lecture of avulsion, I point out the contributions that Jens made to this topic.*

*Jens classified three types of root resorption and we need to understand these different types in order to provide the most appropriate treatment protocols. Jens described in multiple papers those phenomena and with his important study of 400 avulsed replanted incisors he evaluated several conditions and pointed out that replantation between 5 min to 20 min was clinically acceptable, but after 20 min the condition of the periodontal ligament deteriorated rapidly. With an increased pulp width and shorter roots, the greater chance of pulp revascularization exist. Jens was also a proponent of autotransplantation and did a lot of research in this field. With this quick overview, dedicated to Jens Andreasen, I would like to thank you!”*

### Root Resorption - Classification

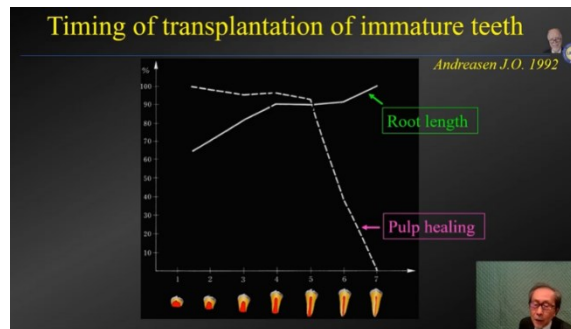
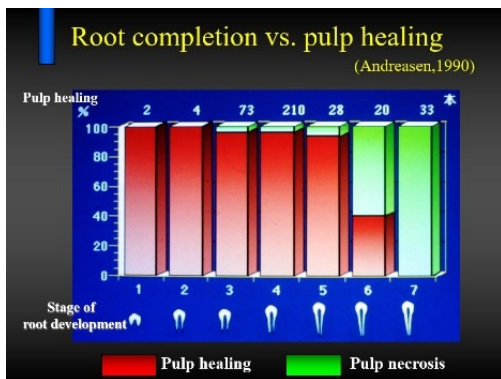
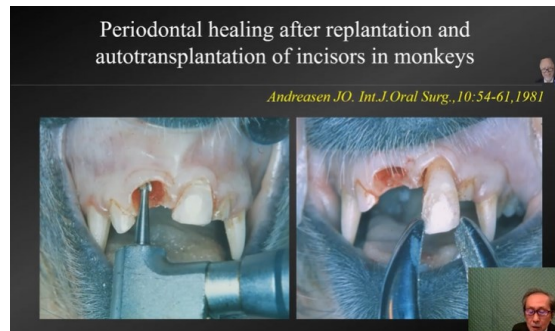
- \* **Surface resorption**
- \* **Replacement resorption**
- \* **Inflammatory root resorption**



The last lecture was presented by Prof. **Mitsuhiro Tsukiboshi**, DDS, PhD, General Practitioner, Aichi, Japan, visiting lecturer at Tohoku University, Past President of the International Association of Dental Traumatology in 2009 and 2010.

What I learned from Jens Andreasen: Autotransplantation of Teeth

*“Autotransplantation of teeth (ATT) has been performed for centuries, but its popularity has varied over the years due to unpredictable results. However, with recent advancements in technology and better biological understanding lead mainly by Jens, the great Giant Andreasen, ATT has become more predictable. Optimal healing can be achieved in the transplantation of immature teeth, where PDL healing, pulp healing and root development are expected. The most critical factor for the success of ATT is the presence of viable PDL on the root surface of transplanted teeth (donor teeth), regardless of whether the transplanted tooth is immature or mature. If the PDL is compromised or damaged during the surgical procedures or healing process, several types of root resorption may develop, repair-related resorption, infection-related resorption, ankylosis-related resorption. Pulp healing is expected following transplantation of immature teeth. The healing is likely by revascularization. Continued root development after transplantation also can be expected if a donor tooth is immature and Hertwig’s epithelial sheath is intact. However, the extent of root development cannot be predicted solely based on the stage of root development of the donor tooth or controlled by surgical techniques. Another advantage of ATT is bone healing (bone induction). Viable PDL of the transplanted tooth is capable of inducing and maintaining alveolar bone. When patients have a tooth with an unfavorable prognosis or congenitally missing teeth, and an appropriate donor tooth is preserved, transplants have several advantages over implants in terms of function, aesthetics, time, and cost. I learned all the benefits of autotransplantation from Dr Jens Ove Andreasen. Thank you, Jens in heaven”.*



## The Copenhagen Symposia 2021 in Honor of Dr Jens Ove Andreasen




Because of the Covid-19 pandemic, the dental trauma symposia in Copenhagen, planned for September 2021, were offered as webinars during October 2021. Special honors in the memory of Jens Andreasen were given

Eighteen internationally renowned researchers shared their latest findings and expertise in the field of dental traumatology. The year's topics about "Tooth Agensis (Interdisciplinary management of patients with tooth agensis)" and "Dental Trauma -State of the Art," in Memoriam of Dr Jens Ove Andreasen, Odont. Dr. H.C., were viewed by 450 participants in over 30 countries. Three current IADT Directors were invited speakers: Drs Cecilia Bourguignon (France), Liran Levin (Canada), and Zafer Cehreli (Turkey)

Comments from two symposia participants were shared by Eva Lauridsen:

*"I am very happy to have participated and listened to such professionally presented work and cases."*

*"I really hope to enjoy more of your lectures in future, thank you for a great webinar experience!"*



Lars Andersson and Eva Lauridsen



Jens Andreasen, the 'Father of Dental Traumatology'

### 3- Professor G Heithersay receives IADT's prestigious "Jens O Andreasen Lifetime Achievement Award"

We are delighted to announce that the IADT's Honors and Awards Committee selected and the Board of Directors approved **Professor Geoffrey Sinclair Heithersay** for IADT's most prestigious award, the "Jens Ove Andreasen Lifetime Achievement Award in Dental Traumatology" for his extraordinary accomplishments in dental trauma.

The Jens O. Andreasen Lifetime Achievement Award in Dental Traumatology is to be given occasionally to distinguished IADT members who, during their lifetime, have made exceptional contributions in dental traumatology in the fields of research, traumatology education, and organizational leadership.



There are several unique features of Prof. Heithersay's career that set him above the rest of the profession. His dedication to teaching and education of dentists and specialists has been exemplary.

One of the most remarkable aspects of Prof. Heithersay's achievements as a teacher and researcher is that he achieved so much while only a part-time academic staff member at the University of Adelaide, Australia, where he emphasized the potential life-long consequences of dental trauma.

His long-term commitment to the University commenced in 1962 and continues to the present time. His university work has always been done voluntarily without remuneration.

Another major feature of Prof. Heithersay's work has been his long-term follow-ups of numerous trauma patients, which have provided a treasure trove of valuable data. Prof. Heithersay's significant research in various aspects of dental traumatology, resorption and endodontics has resulted in over 70 journal articles and 7 textbook chapters.

His involvement in research continues today and demonstrates his selfless dedication to the profession and his desire to develop treatment strategies that are backed by scientific research. He was one of the earliest advocates of "evidence-based" practice.

View all Jens Ove Andreasen Lifetime Achievement Award recipients on the IADT History webpage at: [IADT-DentalTrauma.org/history](http://IADT-DentalTrauma.org/history)

## 4- Reasons To Join or To Renew Your IADT Membership TODAY

IADT membership will be your 2022 destination for high-quality, exceptional education in the field of dental traumatology. The IADT also wants to express a sincere gratitude for your 2021 IADT membership!

It's great to be a part of the IADT's family, a welcoming association where members feel wanted and supported. Your IADT membership is more important than ever. The renewal period is still open.

Join the IADT if you have a passion for dental traumatology and wish to immerse yourself in professional development, trends, and research in the field. Sharing knowledge, interacting with colleagues, and supporting the best education and care in dental traumatology are valuable initiatives of the IADT. Your membership brings encouragement and a positive contribution to the IADT as it seeks to accomplish its mission.

For more information or for any questions regarding your IADT membership please contact <https://www.iadt-dentaltrauma.org/IADTMembership/Membership.aspx>

## 5- Results of the Fellowship Exam of October 2021

### NEW FELLOWS: Drs. Nestor Tzimpoulas and Thikrayat Bani-hani

We are pleased to announce that Drs Thikrayat Bani-Hani and Nestor Tzimpoulas have fulfilled all the requirements for the awarding of IADT's Fellowship. IADT congratulates both of you on your achievement. You are now IADT Fellows!



**Dr Thuraya Bani-Hani** is currently an Assistant Professor in Pediatric Dentistry at the Jordan University of Science and Technology, where she maintains clinical practice in pediatric dentistry and participates in various didactic, clinical, and research activities for both undergraduate and postgraduate programs. She earned her Bachelor of Dental Surgery (BDS) in 2011 from the Jordan University of Science and Technology. She received the Membership of the Faculty of Dentistry of the Royal College of Surgeons- Ireland (MFD-RCSI) in 2013.

Dr Bani-Hani completed her Clinical Doctorate in Paediatric Dentistry (D.Ch. Dent) in the Dublin Dental University Hospital, Trinity College, in 2017 with a Certificate of Completion of Specialist Training (CCST) by The Irish Committee for Specialist Training, Dublin. Thereafter she was awarded the Fellowship in Pediatric Dentistry from the Royal College of Surgeons in Ireland (FFD-RCSI Paed Dent).



Dr Bani-Hani was certified by the Jordanian Board in Pediatric Dentistry (JB-Paed Dent) from the Jordanian Medical Council in 2018. Since then, she has been pursuing her passion for the specialty by teaching and practicing in Jordan. By earning the Fellowship in Dental Traumatology, Dr Bani-Hani becomes the first Fellow in Jordan.

*'I have been a member of the IADT for 5 years; & it has been my pleasure to be part of the team. Hereby, I would like to express my sincere admiration to the IADT for their impressive efforts in disseminating dental traumatology knowledge around the world and guiding health professionals on the optimal care of dental injuries. Dental trauma is the most challenging part in pediatric dentistry, that's why I have been always eager to keep up with this field. The fellowship exam was an excellent opportunity for me to expand my knowledge as well as to check my contribution to dental traumatology through **collection of the activity points to be eligible for the examination.** **The fellowship gives a great opportunity for professional development & satisfaction. It is a great honor to carry this valued credential and get recognized as a fellow for my contribution to the field of dental traumatology. It turned out that I was the first pediatric/dentist in Jordan who carries the title FIADT. Thus, a double honor! Hereby, I would like to give special thanks to Dr. Anne O'Connell for her great support and encouragement. I am looking forward to serving the IADT and the dental traumatology for the coming years'** Dr. Thikrayat Bani-Hani*



**Dr Nestor Tzimpoulas** is an Endodontist who graduated in 2016 from ACTA University in Amsterdam, The Netherlands. Since then, he has worked in a private practice limited to Endodontics in The Hague, The Netherlands and in Athens, Greece with special interest in the management of traumatic dental injuries. He has translated the official IADT guidelines for the management of traumatic dental injuries as well as the ToothSOS application into the Greek language.

Dr Tzimpoulas has recently developed the platform [www.dentaltrauma.gr](http://www.dentaltrauma.gr). His aim is to inform Greek patients and healthcare providers in Greece about prevention, diagnosis, and management of traumatic dental injuries. He has been author and co-author of several peer review international publications and has lectured nationally and internationally on vital pulp therapies, dental trauma, and

management of traumatized immature teeth.

*Participating and passing the IADT Fellowship examination is a very important accomplishment for me. I feel very honored to become a Fellow of the IADT society and this prestigious honor is the best motivation for me to achieve higher goals and continue the hard work in the field of dental traumatology.* Dr. Nestor Tzimpoulas



## 6- Trauma News From The World

Sharing information and events related to dental trauma with all our IADT member friends is an added value of being an IADT member.

Indian Society of Dental Traumatology (ISDT) presented its Third National Conference on a virtual platform on 13<sup>th</sup>-14<sup>th</sup> and 16<sup>th</sup>-17<sup>th</sup> October 2021. Following is a report by Dr Nitesh Tewari, IADT Director:

*“It was well appreciated by the dental fraternity in India and other countries with a registration crossing 650 delegates. The scientific program included the first All India Dental Traumatology Quiz 2021 with 54 teams across 22 states of India on 13<sup>th</sup> October. It was a very competitive event of 4 rounds and was won by a team from Punjab (Dr Ankita Sharma and Dr Basil Joy).*


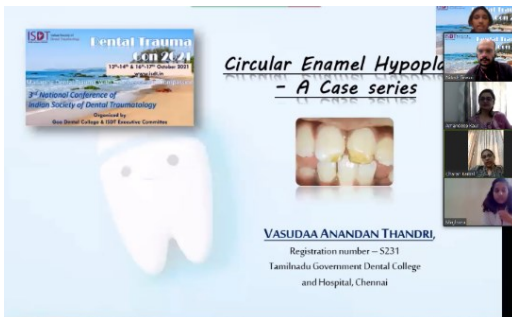
*The delegate scientific presentations were held on 14<sup>th</sup> October with participation of over 180 delegates competing in awards for best case report, original research, and systematic reviews. Dental Trauma Con 2021 also included skill workshops on interesting topics such as life-like composites, management of endodontic complications, forensic odontology, and sedation on 16<sup>th</sup> October. One of the highlights of this day was an online workshop by Dr Steve Mills from the Academy of Sports Dentistry USA.*

*Guest lectures and inauguration of the event was held on 17<sup>th</sup> October to mark the World Trauma Day with renowned experts from India and 6 other countries participating as speakers and chairpersons.*

*Dr Liran Levin, president elect of IADT was invited as the chief guest for the inauguration and awarded with ISDT Oration 2021. IADT Director, Dr Nitesh Tewari, and standing committee member, Dr Nestor Tzimpoulas, also shared their experience as speakers.*

*This year ISDT also saw election of its new board with Dr Vijay Prakash Mathur as president, Dr M S Muthu as vice president, Dr Nitesh Tewari as general secretary, Dr A Balamurugan as Treasurer, Dr Sanjay Miglani as e-editor, Dr Steven Rodrigues as joint secretary, Dr Latha Nirmal as EMIT coordinator, and Dr Mridula Goswami, Dr Amrita Chawla, Dr Padmanabhan MY, Dr Sanchit Paul and Dr Amandeep Kaur as executive committee members for 2021-2024”.*

Thank you, Nitesh!



## 7- IADT Guidelines Available in Multiple Languages



### DENTAL TRAUMA GUIDE

- evidence based treatment guide -



**Se habla español**

The Dental Trauma Guide Team, in breaking borders, proudly announced the launch of the Dental Trauma Guide in Spanish on November 29th, 2021. The Dental Trauma Guide will be available in three languages, English, Portuguese, and Spanish, continuing their goal to optimize dental trauma treatment worldwide.

With this addition, the Dental Trauma Guide (DTG) will reach more than 300,000 dentists in Latin America and Spain. The renowned, Dr Maria Therese Flores, served as anchorperson for this project, contributing her long experience and knowledge to get the appropriate tone and terminology in place. This has indeed been a great team effort and DTG hopes that it will be beneficial to professionals and patients all over the world.

Dr Maria Therese Flores



# Join IADT Today



## BENEFITS- IADT Membership 2022

- Online subscription to the **journal *Dental Traumatology*** (including access to past issues)
- **Access to the «Members' Only»** sections in the IADT website
- **Discounted registration fees** for IADT meetings and World Congress in May 2022, Lisbon
- **Free access to the 'Dental Trauma Guide' (DTG)**
- **Listing under "Find an IADT Member"**
- Eligibility for prestigious and internationally recognized IADT «**Fellowship examination**»
- Eligibility to submit entries to IADT's «**Case Report Competition**»
- Ability to contribute to **IADT Newsletters**
- A **yearly certificate** of IADT's membership suitable for framing and recognizing your interest in dental trauma
- **And much more...**



## IADT Membership Fees 2022

Subscription runs from January 1 to December 31, 2022

### Dentist Membership

**\$ 235**

\*Special online access to 2018 World Congress lectures if purchased at time of membership renewal, please add:

**\$ 195** (instead of \$ 250)

[Join IADT here](#)

### Student Membership

**\$ 75**

\*Special online access to 2018 World Congress lectures if purchased at time of membership renewal, please add:

**\$ 195** (instead of \$ 250)

[Join IADT here](#)

### **New** LDC Countries Membership (World Bank's Least Developed Countries)

-Dentist: \$ 120  
-Student: \$ 50

\*Special online access to 2018 World Congress lectures if purchased at time of membership renewal, please add:

**\$ 195** (instead of \$ 250)

[Join IADT here](#)

### Purchase of Online Lectures\*

from 2018  
World Congress WCDT  
(San Diego):

**\$ 250**

Fee applicable to:

- non-members
- members who purchase after membership renewal

[Purchase here](#)



Follow the IADT on Facebook:

[IADT Facebook Page](#)



Follow the IADT on Instagram:

[Connect with the IADT on Instagram](#)



Follow the IADT on Twitter:

[Stay up to date with the IADT on Twitter](#)